

Smittebeskyttelse - Risikovurdering af flytning af dyr mellem besætninger

Den 9. oktober 2015, DTU

Workshop vedrørende flytning af dyr Erik
Rattenborg

Dyrlæge, Ph.d
SEGES, Kvæg

Den Europæiske Landbrugsfond for Udvikling af Landdistrikterne:
Danmark og Europa investerer i landdistrikterne

Ministeriet for Fødevarer,
Landbrug og Fiskeri



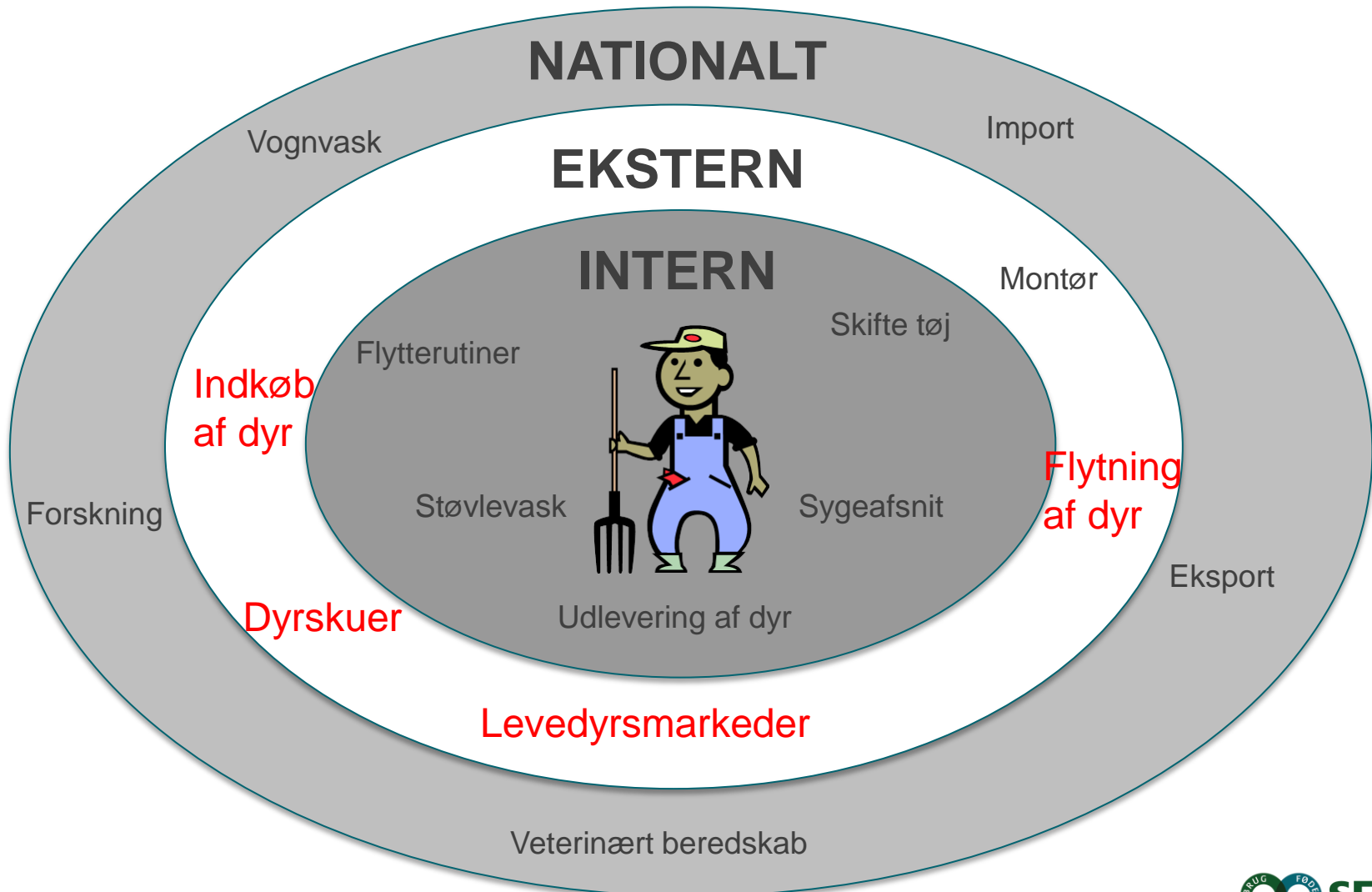
Den Europæiske Landbrugsfond
for Udvikling af Landdistrikterne

LDP 2020

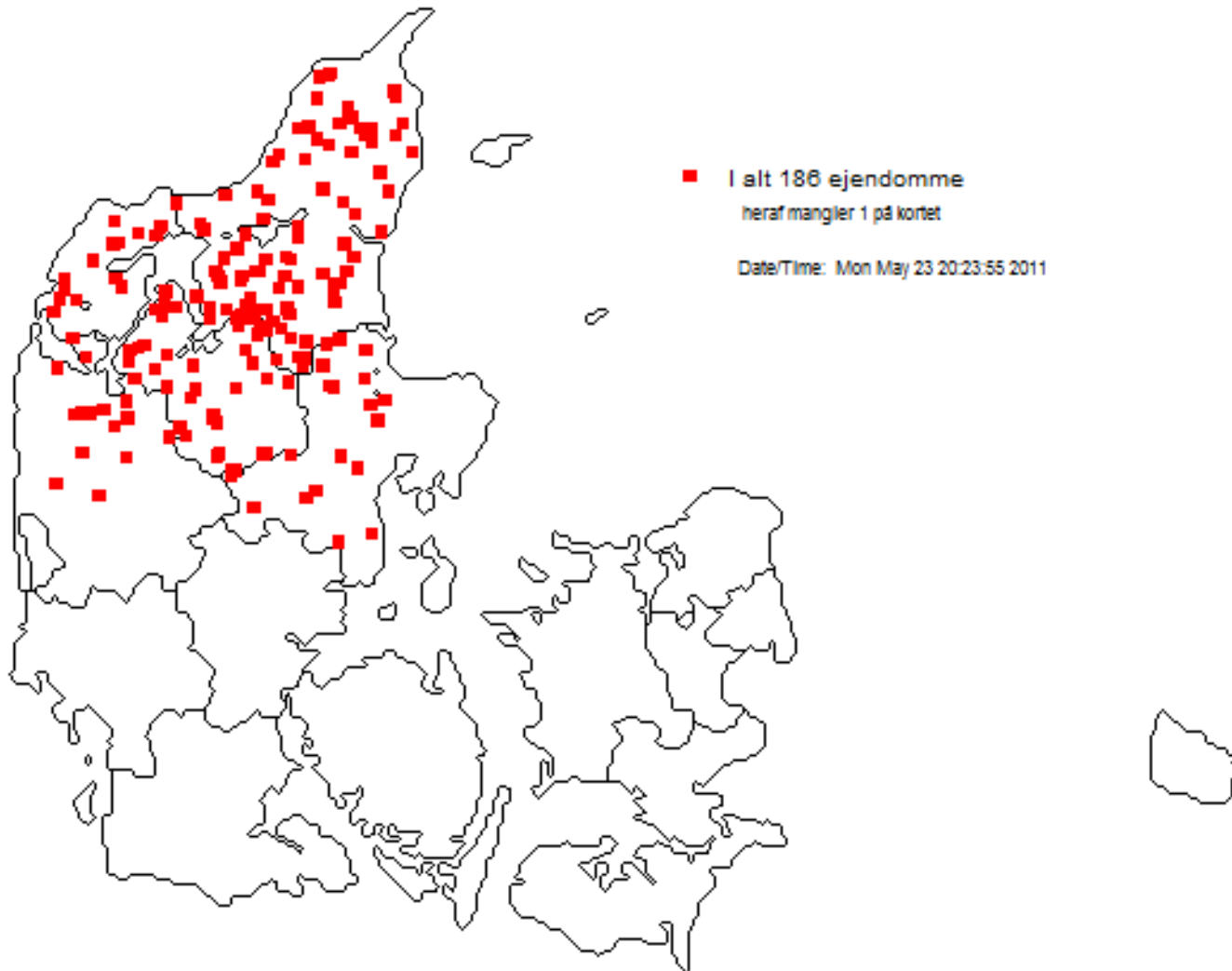


Se Den Europæiske Landbrugsfond for Udvikling af Landdistrikterne

L&F, KVÆGS SMITTEBESKYTTELSESPOLITIK

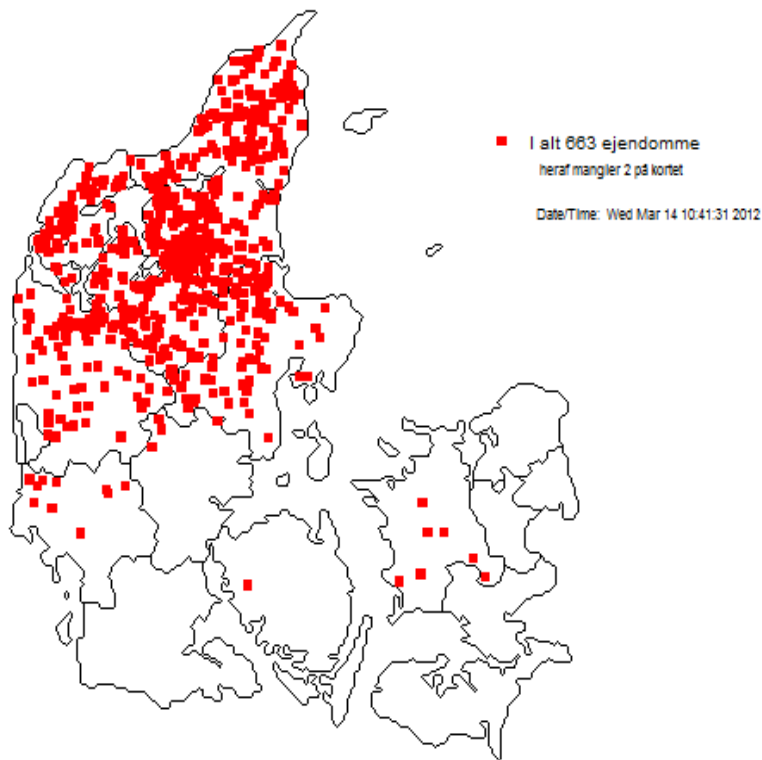


Premises in contact with Market A on May 5th 2011



BUYING FROM MARKET A AND B, 2011

Ejendomme med slutkøb fra Aars Landboauktion i 2011



Ejendomme med slutkøb fra Husdyrauktionerne i Brørup i 2011

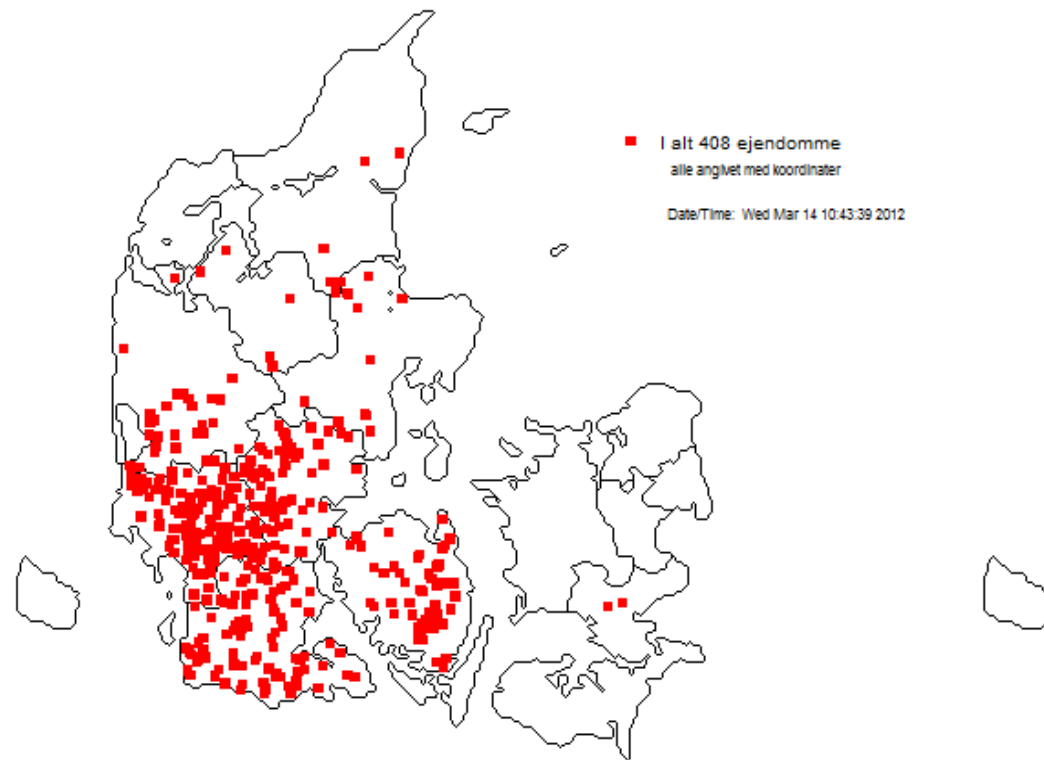


Table 5 Yearly risk of introduction of cattle diseases

Scenario/ Model	Biosecurity measures	Dairy herd 180 milking cows	Calf fattening herd 120 calves
BRSV		%	%
Baseline	No	100 (99.96–100)	98.85 (74.86–100)
	Yes	99.99 (91.63–100)	65.70 (31.86–89.43)
Low-risk	No	75.82 (19.09–99.21)	61.00 (13.37–96.05)
	Yes	32.99 (5.83–76.20)	27.30 (4.72–66.55)
BCoV			
Baseline	No	100 (100–100)	99.86 (90.90–100)
	Yes	100 (99.63–100)	85.35 (54.71–97.67)
Low-risk	No	80.85 (22.91–99.54)	69.86 (17.30–98.15)
	Yes	39.12 (7.57–80.60)	38.50 (7.36–79.44)

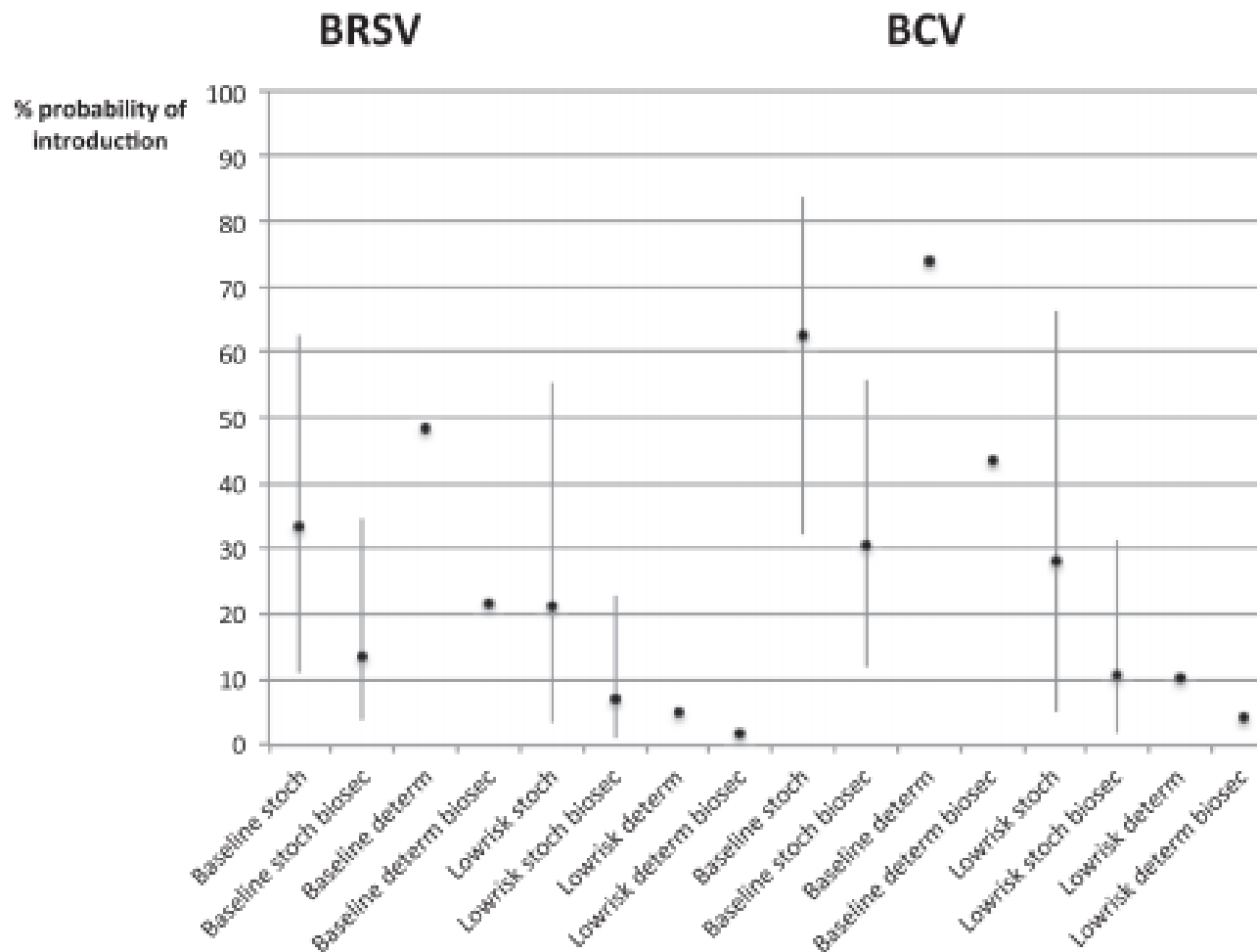


Fig. 1 Yearly risk of disease introduction in a fictitious beef suckler herd. Model outputs for bovine respiratory syncytial virus (BRSV) and bovine coronavirus (BCV) as calculated in one stochastic (stoch) and one deterministic (determ) model based on two scenarios. (baseline and low-risk contact patterns, respectively), with and without mitigating biosecurity (biosec) measures. For stochastic models, the 5th and 95th percentiles of output is shown by the grey bar. Black dots represent median output values, whereas for deterministic models only fixed output values are shown